

gerflor.com

ASIA: Gerflor Asia
Tel: +852 2142 3728 - Fax: +852 2834 4795
e-mail: gerflorasia@gerflor.com

AUSTRALIA/NEW ZEALAND: Gerflor Australasia Pty. Ltd
Australia Tel: 1 800 060 785 - New Zealand Tel: 0 800 630 119
e-mail: gerflor@gerflor.com.au

AUSTRIA/SWITZERLAND: Gerflor GmbH
Tel: +43 (0)72 29/70 800-0 - Fax: +43 (0)72 29/70 800-218
e-mail: austria@gerflor.com - switzerland@gerflor.com

BELGIUM/LUXEMBURG: Gerflor Benelux
Tel: +32 (0)3 766 42 82 - Fax: +32 (0)3 766 29 14
e-mail: gerflorbelgium@gerflor.com

CANADA: Gerflor International
Tel: +1 450 538 9828 - Fax: +1 450 538 9827
e-mail: gerflorcanada@gerflor.com

CHINA: Gerflor China
Tel: +86 21 6357 8818 - Fax: +86 21 6357 8998
e-mail: gerflorchina@gerflor.com

FINLAND: Gerflor OY
Tel: +358 (0) 10 617 5150 - Fax: +358 (0) 10 617 5152
e-mail: info@gerflor.fi

FRANCE: Gerflor - Service Express:

e-mail: contactfrance@gerflor.com

GERMANY: Gerflor Mipolam GmbH
Tel: 0 22 41-25 30-0
e-mail: GerflorMipolam@Gerflor.com
Kunden-Service: kundenservice@gerflor.com
Tel: 0 22 41-25 30-131 - Fax: 0 22 41-25 30-100
SAT Service und Anwendungstechnik: Technik@Gerflor.com
Tel: 0 22 41-25 30-555 - Fax: 0 22 41-25 30-550

IRELAND: Gerflor Ltd
Tel: +353 (0) 42 966 1431 - Fax: +353 (0) 42 966 1759
e-mail: gerflorirl@gerflor.com

ITALY: Gerflor S.p.A.
Tel: +39 02 90 78 60 12 r.a. - Fax: +39 02 90 42 74 84
e-mail: gerfloritalia@gerflor.com

LATIN AMERICA (Brazil): Gerflor América Latina
Tel: +55 11 38 48 20 20 - Fax: +55 11 38 48 20 23
e-mail: gerflor@gerflor.com.br

MIDDLE EAST: Gerflor Middle East
Tel: +966 3 847 1779 - Fax: +966 3 847 1781
e-mail: gerflorME@gerflor.com

NETHERLANDS: Gerflor BV
Tel: +31 (0)40 266 17 00 - Fax: +31 (0)40 257 46 89
e-mail: gerflorNL@gerflor.com

OTHER COUNTRIES: Gerflor International
Tel: +33 (0)4 74 05 40 00 - Fax: +33 (0)4 74 05 03 13
e-mail: gerflorcontract@gerflor.com

POLAND: Gerflor Polska Sp z o.o
Tel: + 48 61 823 34 01 - Fax: + 48 61 823 34 33
e-mail: info@gerflor.pl

PORTUGAL: Gerflor Iberia, SA
Tel: +351 21 843 95 49 - Fax: +351 21 846 55 44
e-mail: gerflorportugal@gerflor.com

RUSSIA: Gerflor Moscow Office
Tel: + 7 495 430-86-54 / 65 - Fax: + 7 495 430-85-46
e-mail: gerflorrus@mspk.east.ru

SCANDINAVIA: Gerflor Scandinavia a.s.
Tel: + 47 64 95 60 70 - Fax: + 47 64 95 60 80
e-mail: gerflorscand@gerflor.no

SPAIN: Gerflor Iberia, SA
Tel: +34 91 653 50 11 - Fax: +34 91 653 25 85
e-mail: gerfloriberia@gerflor.com

UNITED KINGDOM: Gerflor Ltd
Sample service: Contractuk@gerflor.com
Office Tel: + 44 (0) 1926 622 600 - Fax: + 44 (0) 1926 401 647

USA: Gerflor USA
Tel: 877 GERFLOR (437 3567) - Fax: 847 394 3753
e-mail: info@gerflorusa.com

**ARCHITECTURE
DECORATION
SPORT
TECHNOSPECIFIC**

CREATION CLIC SYSTEM gerflor.com



Création : misterBrown - Gutenberg networks - 48801 - 01/2010 - VGB



Committed to sustainable development

Gerflor
theflooringgroup

Gerflor
theflooringgroup

Creation clicsystem

The optimum solution for heavy duty traffic

Hotels
and Leisure



Retail



Offices



Government buildings, Healthcare and Education

Fast and easy
to install

1


Ideal for busy
areas with no
noise or dust

2

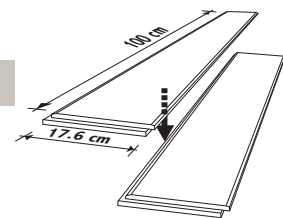
Best solution
for renovations

3

Save time and money!



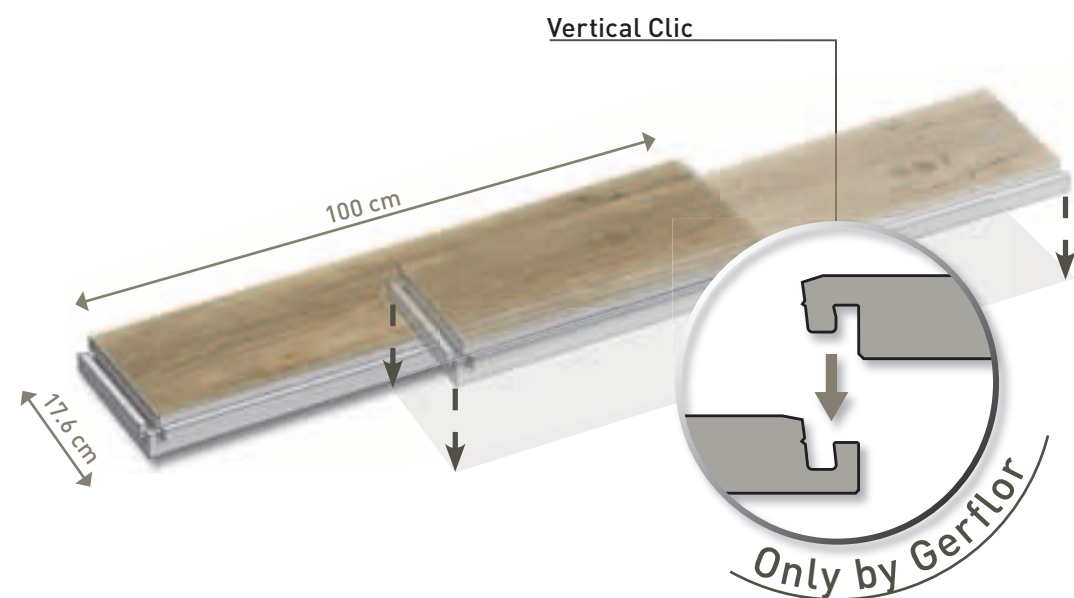
Creation clicsystem



The one installation solution

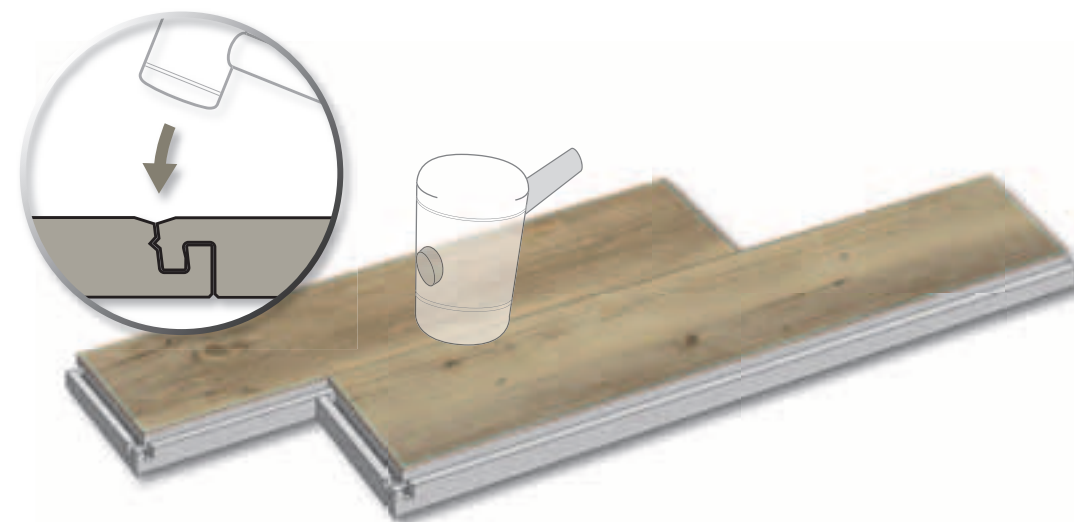
QUICK INSTALLATION

- ▶ Interlocking planks that can be laid without adhesive, with the benefit of easier installation and removal
- ▶ Rapid installation system by vertical clipping
 - › simplified finishing (angles, pillar surrounds, etc...).
- ▶ Easy replacement of individual planks when required
- ▶ Can be installed on sub-floors with up to 7% moisture content (CM-Carbide Moisture Test) or 92% Relative Humidity (ASTM-F 2170, or B.S. 8203).



LOOSELAY INSTALLATION - NO ADHESIVE

- ▶ Clean installation - no noise or dust
 - › can be laid in busy areas.
- ▶ No need to close the premises, so no loss of revenue.
- ▶ Minimum sub-floor preparation.
- ▶ Installation also possible on existing floor coverings.



EASY RENOVATION & MODULARITY

- ▶ Multiple design options (Corners, podium...).
- ▶ Easy to install
 - › renovation and change of designs.
- ▶ Easy to highlight breakout or feature areas.

EASY TO CUT WITH A SHARP BLADE

- ▶ No heavy tools (jigsaw, guillotine...)
- ▶ No dust.

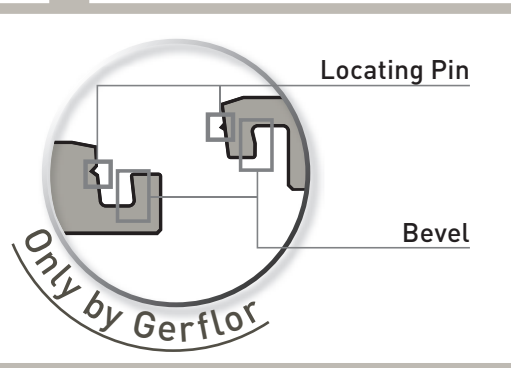


Creation clicsystem

Key user benefits

DURABILITY

- ▶ EN 685 : European Classification 34-43
- ▶ 0.7 mm wear layer, 100% vinyl
- ▶ PUR surface treatment: no initial polishes
- ▶ Weight: 9.8 kg / m²
- ▶ Calendered layer reinforced with fibreglass: dimensionally stable to withstand temperature variations.
- ▶ Vertical Clic assembly system




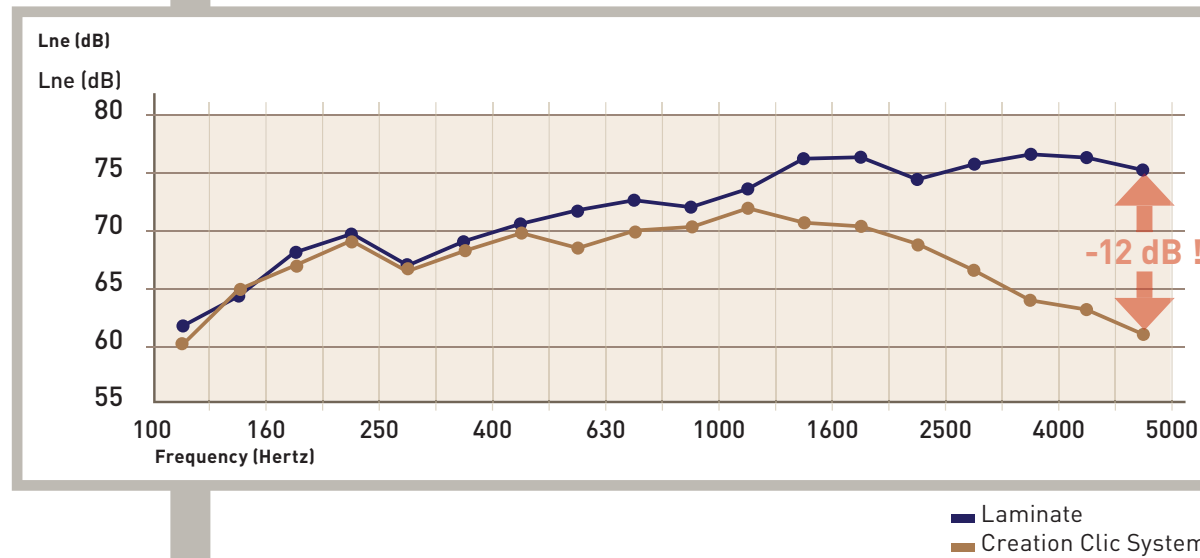
WATER-RESISTANCE

- ▶ 100 % resistant to water (cleaning, spillage...)
- ▶ 100% vinyl: contains no wood or wood by-products.
- ▶ Can be installed on sub-floors with up to 7% moisture content (CM-Carbide Moisture Test) or 92% Relative Humidity (ASTM-F 2170, or B.S. 8203).
- ▶ Damp and water do not affect the characteristics of the product.
- ▶ No curling when damp.
- ▶ No variation in size or weight when immersed in water.
- ▶ Tests carried out in accordance with regulation H3-UEAtc




ACOUSTIC COMFORT

- ▶ Acoustic : 12 dB improvement over laminate
- ▶ Class B vs Class C and D for laminate
- ▶ Very little reverberation from walking noise (steps).



ECO RESPONSIBLE

- ▶ 100% recyclable.
- ▶ No formaldehyde
- ▶ No solvent based inks
- ▶ Low VOC
- ▶ No adhesive
- ▶ Committed to reducing the environmental footprint



DECORATIVE SOLUTIONS

- ▶ Realistic wooden designs :
 - › a structured, embossed surface, in strip format, with bevelled edges.
- ▶ All the designs in the Creation Wood range are also available on order.
 - › Minimum quantity: 1000m² /order
 - › Delivery time: contact your Gerflor customer service.

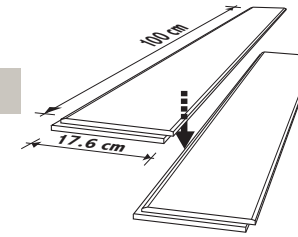


Creation Clic System - Muir Oak



Creation Clic System - Denim Wood


Creation clicsystem



PUR 100% recyclable



0265 Walnut



0359 Wild Oak



0360 Deep Forest



0272 Sorb



0337 Victoria Oak



0335 Sycamore



0356 Denim Wood



0357 Portobello



0358 Moon Island



0258 Muir Oak



0260 Classic Oak



0262 Elm

The whole Creation Wood range

• All the designs in the Creation Wood range are also available on order

- Minimum quantity : 1000m² /order
- Delivery time : contact your Gerflor customer service

Creation clicsystem

INSTALLATION

Installation by the Clic System method of laying. Independent installation without glue. The plank should be taken out of their box at least 24 hours before installation and stored on the premises where they will be laid.

Minimum ambient temperature: 10°C


Minimum sub-floor temperature: 10°C

Installation of the floor covering is the responsibility of the company laying it.

This installation should be done in accordance with the specifications.

Installation advice is available from our technical service.

1



► Tools necessary for installing :
Sharp blade (straight blade, hook) mallet, measuring tape, metal ruler, and a roller.

2




► Make sure the sub-floor is level.

3




► Smooth over and clean the sub-floor

4



► Prepare layout and trace the axis

5



► Fit the planks in with the aid of the mallet

6



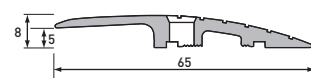
► Cut-outs should be done with a sharp blade

FINISHING ACCESSORIES



► Skirting

For the finishing between the floor and the wall, you can use Vynaflex type skirting



► Stops

Use code H202 edging profile

REPLACEMENT

1



Cut out one of the angles with a straight cut and then a diagonal cut

2



Take the plank out by pulling it from this angle

3



Remove the plank

4



Put a new plank in by first putting the tabs under the other strips

5



Fit the plank in with the aid of a mallet

TYPES OF SUB-FLOOR

- Installation should be on a level, clean, stable and solid sub-floor
- The planeness level should be ≤ 5 mm under a straight edge of 2 metres.
- The smoothness should not have a height variance of > 1 mm.
- Cracks or tiling joints should not be wider than > 4 mm.
- Can be installed on a damp sub floor up to 7% moisture content or 92% RH




Install on masonry, concrete, ceramic tiles, vinyl tiles/sheeting, timber or resin

Technical Information

DESCRIPTION

PUR 100% recyclable



- 1 PUR Treatment
- 2 Transparent wear layer 0.7mm
- 3 Printed decorative film
- 4 Compact layer reinforced with fibreglass

CREATION CLIC SYSTEM

- ▶ Is a synthetic, decorative, flexible, antistatic, abrasion group T floorcovering, available in planks 17.2x100cm with beveled edges
- ▶ It consists of a transparent wear layer 0.7mm thick, a design film, a compact reinforced underlayer. They are compressed and grained at high pressure.
- ▶ It benefits from polyurethane surface treatment PUR making maintenance easier and eliminating the need for initial polishes.
- ▶ The overall thickness is 6mm.

MAINTENANCE

Gerflor floor coverings need regular maintenance in accordance with the traffic to which they are subjected.

Please consult our maintenance information.



Rubber leaves indelebile stains on vinyl flooring. Do not use mats with rubber backing or furniture with rubber leg tips.

Only use tips made of vinyl or polyethylene.

			Creation Clic System
DESCRIPTION			
Total thickness	EN 428	mm	6
Wearlayer thickness	EN 429	mm	0.7
Weight	EN 430	g/m ²	9895
Size	EN 427	cm	17.6x100
CLASSIFICATION			
Norm / Product Specification	-	-	EN 649
European classification	EN 685	Class	34-43
Fire Rating	EN 13 501-1	Class	Bfl-s1
Static electrical propensity	EN 1815	kV	< 2
Slip resistance wet	DIN 51 130/AS 4586	Class	R9
PERFORMANCE			
Wear resistance	EN 660.1	mm	≤ 0.08
Wear group	EN 649	-	T
Sound Insulation	EN ISO 717-2	dB	6
		class	B
Walking Noise	NFS 31-074		
Dimensional stability	EN 434	%	0.05
Residual indentation	EN 433	mm	0.10
Thermal conductivity	EN 12524	W/(m.K)	0.25
Colour fastness	EN 20 105 - B02	Degree	≥ 6
Chemical product resistance	EN 423	-	good
Surface treatment	-	-	PUR
CE MARKING			
CE	EN 14041	-	

PACKAGING

1.4m ² / box	52 boxes / pallet	72.8m ² / pallet	Pallet weight : 780kg	Pallet size 270x950x755 mm
-------------------------	-------------------	-----------------------------	--------------------------	-------------------------------

COMMITTED TO SUSTAINABLE DEVELOPMENT

Gerflor recognizes the importance of being proactive and creating new ways to achieve sustainable development. This is why Gerflor is devoting substantial resources to environmental research. Gerflor achievements can be summarized as follows:

Health & Safety

Vinyl is widely used in the automotive, food packaging and healthcare where medical disposables come into close and intimate contact with patients. Gerflor uses this same high grade raw material to produce its floorcoverings to standards that exceed all prescribed health and safety requirements.

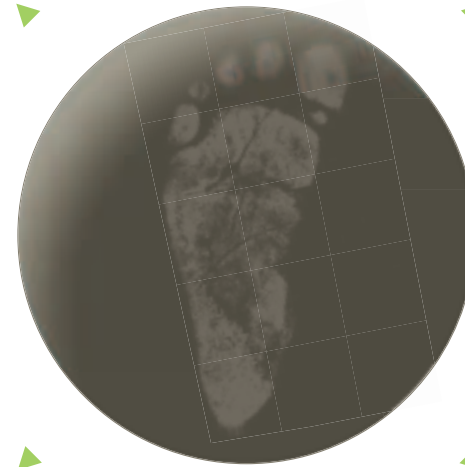
- **Selection of raw materials : no heavy metals, no solvent based inks, no phtalates and components rated as carcinogenic, no formaldehydes, no PCP.**
- No substance potentially subject to any REACH (Registration, Evaluation and Authorisation of Chemical) restrictions.
- **Low VOC emissions :** on average more than 70 % lower than European standards.
- **Fire resistance :** vinyl does not help fire spread and does not release toxic gases like choride (Cl2) and far less carbon monoxide (CO) than any other type of flooring.



Health & Safety



ISO 14001



Recycling



Life Cycle Analysis

ISO 14001

In Europe, less than 50% of manufacturers have achieved an ISO 14001 certification and Gerflor is one of them. Gerflor industrial sites are certified ISO 14001 and are committed to continuously improving their environmental performance in terms of:

- Air protection
- Reduction of energy consumption: preservation of water, resources, installation of heat exchangers to recover the heat generated by the production lines to heat the buildings, ...
- Selection of raw materials: recyclable packaging, selection of local suppliers...

Life Cycle Analysis

Life Cycle Analysis is regarded as the ultimate means by which all environmental impacts are measured and improved upon during a product's life cycle including manufacture, delivery, installation, cost of ownership and maintenance, ultimate disposal/recycling of all products.

All new Gerflor product ranges are developed using a full life cycle analysis model.

- In Europe, Gerflor is actively involved with the ERFMI (European Resilient Flooring Manufacturer Institute) in preparing EU wide Life Cycle Assessment of a broad range of flooring types and specifications. From this study, a series of Environmental Product Declarations have been produced.
- In France, Gerflor has been involved with the SFEC to meet the HQE requirements.
- In the UK, all Gerflor products which match the BRE generic flooring specifications have been given either A or A+ ratings, with A+ representing the lowest environmental impact possible.

Recycling

Vinyl is one of the only building materials that is **100% recyclable**. Unlike other plastics, it can be endlessly recycled into new products and materials adding value throughout its long life.

As a specialist vinyl flooring manufacturer, Gerflor has developed recycling programs for :

- **Post industrial waste recycling:** almost 100% of our manufacturing waste is recycled.
- **Post installation waste recycling:** in Europe Gerflor has started to organize the collection of post installation waste from large projects. Our training center "Gerflor Technocentre" is the first training center to organize the complete recycling loop for all post installation waste.
- **Post consumer waste recycling:** Gerflor vinyl floorings are fully recyclable at the end of their life and qualify for credits under many internationally accredited Green Building Schemes. Gerflor was also one of the founding members of the first vinyl floor covering recycling workshop: AgPR. End of life floors get recycled to manufacture, "second life" products such as road cones.



Committed for future generation



Second life product: It used to be a vinyl floor...



Gerflor Tarare manufacturing plant



FDES: Environmental Product Declaration in France



AgPR

